



# CR15

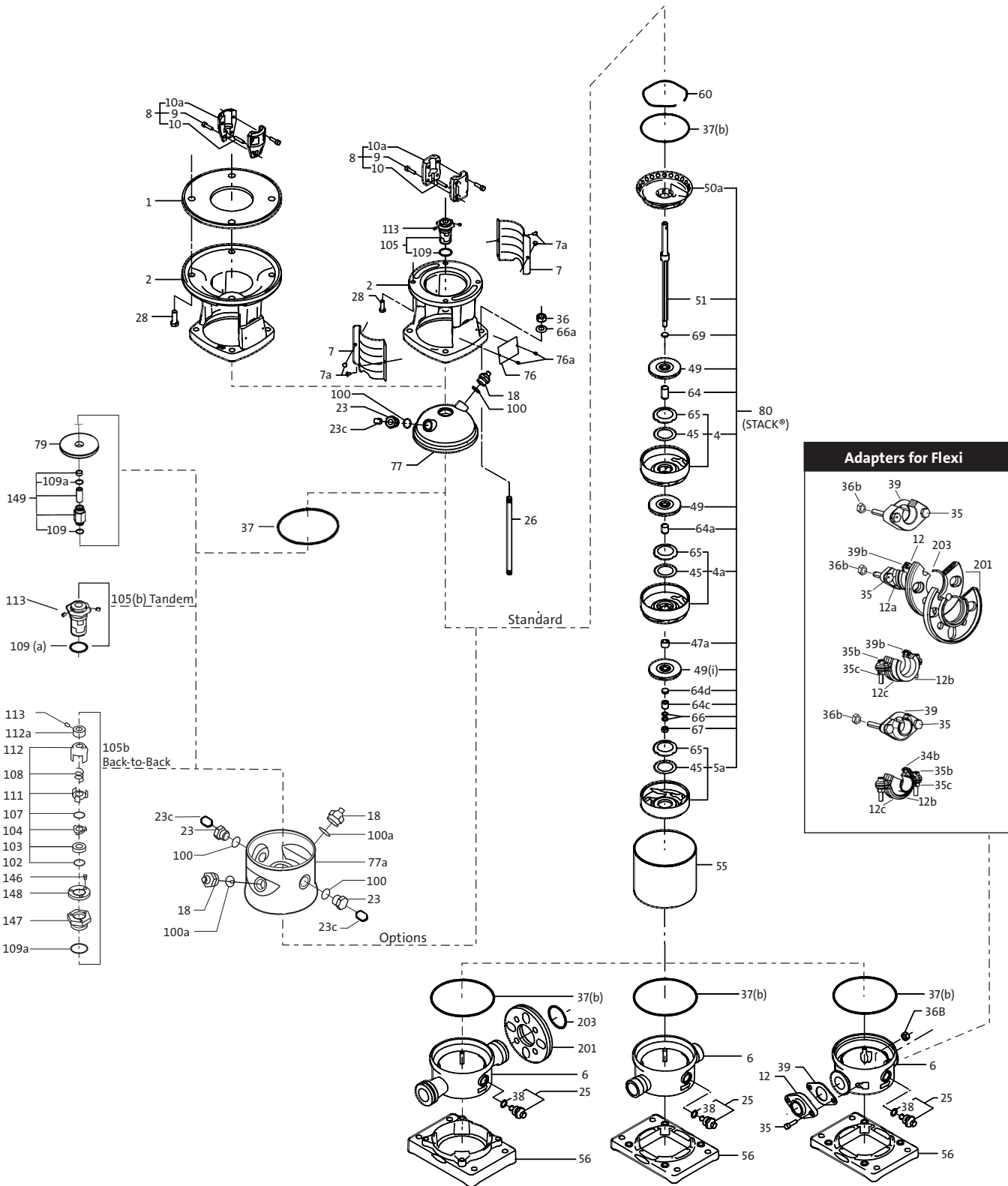
## Parts List & Kits

---

### Contents

Parts List  
Spare Part Kits  
Accessories  
Special Tools  
Standard Tools  
Tools for Torques

# Exploded View **CRI5**



## Parts List

Pos. No.	Part Description	Model	Stages	No. Used	Comments/Dimensions	Material Number	Included in Kits?
1	Adapter for Motor Stool		18-24	1	For NEMA, 213/215TC, 7.5 - 10HP	96476208	NO
2	Motor Stool		2-8	1	NEMA, 56C, 1/3 - 2HP	96436510	NO
			9-16	1	NEMA, 182/184TC, 3 - 5HP	96436511	NO
			18-24	1	Add Pos. 1, NEMA, 213TC, 7.5 - 10HP	96436511	NO
			2-4	1	IEC, F85, MG 71, .37 - .55kW	96436506	NO
			5-8	1	IEC, F100, MG 80, .75 - 1.1kW	96436507	NO
			9-16	1	IEC, F115, MG 90, 1.5 - 2.2kW	96436508	NO
			18-29	1	IEC, F130, MG 100/112, 3.0 - 4.0 kW	96436509	NO
			32-36	1	IEC, F265, MG132, 5.5 - 7.5kW	96436514	NO
4	Chamber, Complete with Pos.45 & 65		2-36	^^^	PTFE Pos.45	96437517	NO
4a	Chamber Cpl. w/Pos.45 & 65 & Bearing		2-36	^^^^	Silicon Carbide Bearing, PTFE Pos.45	96437636	Yes
	Chamber Cpl. w/Pos.45 & 65 & Brg. (option)		2-36	^^^^	Bronze Bearing, PTFE Pos.45	96440616	Yes
	Chamber Cpl. w/Pos.45 & 65 & Brg. (option)		2-36	^^^^	Graflon Bearing, PTFE Pos.45	96440619	Yes
5a	Chamber, Bottom Complete with Pos.45 & 65		2-36	1	PTFE Pos.45	96437737	NO
5a	Chmb. Btm. Cpl. w/Pos.45 & 65 (Low NPSH opt.)		2-36	2	PTFE Pos.45	96462144	NO
6	Base		2-17	1	Flexi -Clamp / Oval, Stainless (max 232 PSI)	96438394	NO
			2-36	1	For Flanges JIS, FGJ, ANSI, Stainless (Max 362 PSI)	96438328	NO
			2-36	1	Victualic (PJE) 1.25", Stainless (Max 362 PSI)	96436851	NO
7	Coupling Guard		2	2	IEC, F85-F100	96438136	NO
			2	2	NEMA-56C, IEC-F115,130, & 265	96438137	NO
			2	2	NEMA, 182-215TC	96438138	NO
7a	Screw for Coupling Guard		2-36	4	M4 x 8mm	96488481	NO
9	Allen Screw		2-8	4	M6 x 20mm, Delta Seal	00ID7899	Yes
			9-16	4	M8 x 25mm, Delta Seal	00ID7900	Yes
			18-24	4	M10 x 25mm, Delta Seal	00ID7901	Yes
10	Shaft Pin		2-36	1	ø5 x 26mm	310192	Yes
10a	Coupling Half		2-8	2	NEMA, 56C, 1/3 - 2HP. ø15.8 / ø12	410108	Yes
			9-16	2	NEMA, 182/184TC, 3-5HP. ø28.5/ø12	410109	Yes
			18-24	2	NEMA, 213TC, 7.5-10HP. ø34.9/ø12	96472175	Yes
			2-4	2	IEC, F85, MG71, .37-.55kW. ø14/ø12	410041	Yes
			5-8	2	IEC, F100, MG80, .75-1.1kW. ø19/ø12	410043	Yes
			9-16	2	IEC, F115, MG 90, 1.5-2.2kW. ø24/ø12	410045	Yes
			18-29	2	IEC, F130, MG100/112, 3-4 kW.ø28/ø12	410047	Yes
			32-36	2	IEC, F265, MG132, 5.5-7.5kW. ø38/ø12	410115	Yes
12	Oval Flange for Flexi Base		2-16	2	Painted CI, 1.25" -11.5 NPT (max 232 PSI)	96468335	Yes
	Oval Flange for Flexi Base (option)		2-22	2	Painted CI, RP 1.25" BSP DIN (max 232 PSI)	400174	NO
			2-16	2	Stainless, 1.25" -11.5 NPT (max 232 PSI)	96468337	Yes
			2-16	2	Stainless, RP 1" BSP DIN (max 232 PSI)	96437814	NO
12a	Adapter Flg. for ANSI pos.201/Flexi Base (option)		2-16	2	Stainless, (max 232 PSI)	96437818	Yes
12b	Pipe Stub for Clamp/Flexi Base (option)		2-16	2	Stainless, Internal 1.25" -11.5 NPT (max 232 PSI)	410279	Yes
			2-16	2	Stainless, External 2" -11.5 NPT (max 232 PSI)	96468338	Yes
12c	Clamp for Flexi Base & pos.12b (option)		2-16	4	Stainless, (max 232 PSI)	00ID7194	Yes
18	Priming/Vent Plug		3/2-36	*	G 1/2A, NV24 with NV9 x M8 stem	405150	NO
23	Plug		3/2-36	**	G 1/2A, w/1/4"port, NV24	91120659	NO
	Plug (option)		3/2-36	**	G 1/2A, Solid no port, NV24	370025	NO
23c	Pipe Plug for Pos.23 & 25 with hollow stem		3/2-36	**	1/4" NPT,SS SQHD	00ID7216	NO
25	Drain/Priming Plug Cpl. with O-rings		3/2-36	1	G 1/2A, NV24 w/NV9 x M8 stem, EPDM	96440611	NO
			3/2-36	1	G 1/2A, NV24 w/NV9 x M8 stem, FKM	96446891	NO
	Drain/Priming Plug Cpl. with O-rings (option)		3/2-36	1	G 1/2A, NV24 w/NV9 x M8 stem, FXM	96460009	NO
			3/2-36	1	G 1/2A, NV24 w/NV9 x M8 stem, FFKM	96475474	NO
	Dr./Pr. Plug Cpl. for gauge, w/O-rings (option)		3/2-36	1	G 1/2A, NV24 w/NV9 x M8 hollow stem, EPDM	96527050	NO
			3/2-36	1	G 1/2A, NV24 w/NV9 x M8 hollow stem, FKM	96527051	NO
			3/2-36	1	G 1/2A, NV24 w/NV9 x M8 hollow stem, FXM	96549174	NO
			3/2-36	1	G 1/2A, NV24 w/NV9 x M8 hollow stem, FFKM	96527052	NO
26	Staybolt		2	4	M12 x 151mm	414004	NO
			3	4	M12 x 178mm	414005	NO
			4	4	M12 x 205mm	414006	NO
			5	4	M12 x 235mm	414007	NO
			6	4	M12 x 259mm	414008	NO
			7	4	M12 x 286mm	414009	NO
			8	4	M12 x 313mm	414010	NO
			9	4	M12 x 340mm	414011	NO
			10	4	M12 x 367mm	414012	NO
			11	4	M12 x 394mm	414013	NO
			12	4	M12 x 421mm	96442773	NO
			13	4	M12 x 448mm	414015	NO
			14	4	M12 x 475mm	414016	NO
			15	4	M12 x 502mm	96442774	NO
			16	4	M12 x 529mm	96442775	NO
			18	4	M12 x 583mm	404030	NO
			20	4	M12 x 637mm	414022	NO
			22	4	M12 x 691mm	96442777	NO
			24	4	M12 x 745mm	96442778	NO
			26	4	M12 x 799mm (50Hz)	96442779	NO

Due to part changes over time, all position numbers (1-203) may not be used.

This column indicates which pump model uses the spare part. If blank, the part is used in all models.

# Parts List & Kits **CR15**

## Parts List

Pos. No.	Part Description	Model	Stages	No. Used	Comments/Dimensions	Material Number	Included in Kits?		
26	Staybolt		29	4	M12 x 880mm (50Hz.)	96442780	NO		
			32	4	M12 x 961mm (50Hz.)	96442781	NO		
26	Staybolt (Cool Top®, Back-to-Back & Tandem Seal option)		36	4	M12 x 1069mm (50Hz.)	96442782	NO		
			2	4	M12 x 259mm	414008	NO		
			3	4	M12 x 286mm	414009	NO		
			4	4	M12 x 313mm	414010	NO		
			5	4	M12 x 340mm	414011	NO		
			6	4	M12 x 367mm	414012	NO		
			7	4	M12 x 402mm	96442762	NO		
			8	4	M12 x 421mm	96442773	NO		
			9	4	M12 x 448mm	414015	NO		
			10	4	M12 x 475mm	414016	NO		
			11	4	M12 x 502mm	96442774	NO		
			12	4	M12 x 529mm	96442775	NO		
			13	4	M12 x 556mm	414019	NO		
			14	4	M12 x 583mm	404030	NO		
			15	4	M12 x 610mm	96458441	NO		
			16	4	M12 x 637mm	414022	NO		
			18	4	M12 x 691mm	96442777	NO		
			20	4	M12 x 745mm	96442778	NO		
			22	4	M12 x 799mm	96442779	NO		
			24	4	M12 x 853mm	96458446	NO		
			26	4	M12 x 907mm (50Hz.)	96458447	NO		
			29	4	M12 x 988mm (50Hz.)	96458452	NO		
			32	4	M12 x 1069mm (50Hz.)	96442782	NO		
			36	4	M12 x 1177mm (50Hz.)	96458167	NO		
		28	Motor Bolt		2-8	4	NEMA, 56C, 1/3 - 2HP. UNC 3/8" x 25mm	00ID1839	NO
					9-16	4	NEMA, 182/184TC, 3 - 5HP. UNC1/2" x 25mm	00ID1840	NO
	18-24			4	NEMA, 213TC, 7.5 - 10HP. UNC 1/2" x 1.25"	91128631	NO		
	2-4			4	IEC, F85, MG71, .37-.55kW. M6 x 20mm	00ID8022	NO		
	5-8			4	IEC, F100, MG80, .75-1.1kW. M6 x 25mm	00ID8023	NO		
	9-16			4	IEC, F115, MG 90, 1.5-2.2kW. M8 x 20mm	00ID8024	NO		
	18-29			4	IEC, F130, MG100/112, 3-4 kW. M8 x 25mm	00ID8025	NO		
	32-36			4	IEC, F265, MG132, 5.5-7.5kW. M12 x 45mm	00ID7914	NO		
	2-16			4	M10 x 70mm, 8.8, A4, DIN931	96447227	Yes		
	2-16			4	M10 x 60mm, A4, DIN931	96447228	Yes		
35a	Nut for Screw Pos.35 Oval Flange (Flexi option)				2-16	4	M10, 316SS w/Delta Seal	96438757	Yes
35b	Screw for Clamp Pos.12c (Flexi option)		2-16	4	M8 x 40mm - A2, RR DIN933	00ID7188	Yes		
35c	Nut for Screw Pos.35b for Clamp Pos.12c (Flexi option)		2-16	4	M8, 304SS	00ID7187	Yes		
36	Staybolt Nut		3/2-36	4	19mm x M12, Delta Seal	00ID7917	NO		
36b	Nut for Screw Pos.35 Oval Flange (Flexi option)		2-16	4	M10, 316SS w/Delta Seal	96438757	Yes		
37	Sleeve O-ring		3/2-36	◆◆	EPDM, ø137.5 x 3.3mm	96438743	Yes		
			3/2-36	◆◆	FKM, ø137.5 x 3.3mm	96438744	Yes		
37b	Sleeve O-ring (option)		3/2-36	◆◆	FKM, ø137.5 x 3.3mm	96458109	Yes		
	Sleeve O-ring (option)		3/2-36	◆◆	FFKM, ø136.12 x 3.53mm	96466718	Yes		
38	Drain Plug O-ring		3/2-36	1	EPDM, ø16.3 x 2.4mm	00ID1288	Yes		
			3/2-36	1	FKM, ø16.3 x 2.4mm	00ID2231	Yes		
			3/2-36	1	FFKM, ø16.3 x 2.4mm	96428162	NO		
			3/2-36	1	FKM, ø16.3 x 2.4mm	96442869	Yes		
39	Gasket for Oval Flange		2-16	2	95 x 55 x ø35 x 2mm, KLINGERSIL C4430	400189	Yes		
39b	O-ring for Clamp,Thread stub-Union-& FGJ Flange (option)		2-16	2	EPDM, ø44.45 x 3.53mm	96407726	Yes		
	O-ring for Clamp,Thread stub-Union-& FGJ Flange (option)		2-16	2	FKM, ø44.45 x 3.53mm	96411713	Yes		
45	Neck Ring		3/2-36	# stgts	ø50.45 x ø35 x .7mm, PTFE	96436720	Yes		
47a	Bearing Ring/Spacer		3/2-36	^^^	SiC 150, ø17.37 x ø13.10 x ø10.9 x 13mm	96437488	Yes		
	Brg. Ring/Spacer (option for Grafion / Brz. 4a)		3/2-36	^^^	TC, ø15.92 x ø13.10 x ø10.9 x 9.7mm	400041	Yes		
49	Impeller		3/2-36	# stgts-	ø73.0 x ø35.0 x 13.2mm (back-plate 1.0mm)	96437414	NO		
49i	Impeller (Low NPSH option)		3/2-36	1	ø98.0 x ø52.8 x 17.3mm (back-plate 1.0mm)	96462490	NO		
50a	Top Guide Vane		3-36	1		96457637	NO		
	Top Guide Vane Plate (option for destaging)		3/2	1		96478562	NO		
51	Shaft, Complete		2	1	ø12 x 160.5mm	96439607	NO		
			3	1	ø12 x 180.5mm	96440386	NO		
			4	1	ø12 x 214.5mm	96440388	NO		
			5	1	ø12 x 234.5mm	96440389	NO		
			6	1	ø12 x 268.5mm	96440391	NO		
			7	1	ø12 x 288.5mm	96440392	NO		
			8	1	ø12 x 322.5mm	96440394	NO		
			9	1	ø12 x 342.5mm	96440395	NO		
			10	1	ø12 x 376.5mm	96440396	NO		
			11	1	ø12 x 396.5mm	96440397	NO		
			12	1	ø12 x 430.5mm	96440399	NO		
			13	1	ø12 x 450.5mm	96440400	NO		
			14	1	ø12 x 484.5mm	96440401	NO		
			15	1	ø12 x 504.5mm	96440402	NO		
	16	1	ø12 x 538.5mm	96440404	NO				
	18	1	ø12 x 592.5mm	96440406	NO				
	20	1	ø12 x 646.5mm	96440408	NO				

Due to part changes over time, all position numbers (1-203) may not be used.

This column indicates which pump model uses the spare part. If blank, the part is used in all models.

## Parts List

Pos. No.	Part Description	Model	Stages	No. Used	Comments/Dimensions	Material Number	Included in Kits?		
51	Shaft, Complete		22	1	Ø12 x 700.5mm	96440410	NO		
			24	1	Ø12 x 754.5mm	96440411	NO		
			26	1	Ø12 x 801.5mm (50Hz.)	96440412	NO		
			29	1	Ø12 x 882.5mm (50Hz.)	96440413	NO		
			32	1	Ø12 x 963.5mm (50Hz.)	96440414	NO		
51	Shaft, Cpl. (Cool Top® Back-to-Back & Tandem Seal option)		36	1	Ø12 x 1071.5mm (50Hz.)	96440415	NO		
			2	1	Ø12 x 265.5mm	96457560	NO		
			3	1	Ø12 x 285.5mm	96457561	NO		
			4	1	Ø12 x 319.5mm	96457563	NO		
			5	1	Ø12 x 339.5mm	96457564	NO		
			6	1	Ø12 x 373.5mm	96457566	NO		
			7	1	Ø12 x 393.5mm	96457567	NO		
			8	1	Ø12 x 427.5mm	96457569	NO		
			9	1	Ø12 x 447.5mm	96457570	NO		
			10	1	Ø12 x 481.5mm	96457571	NO		
			11	1	Ø12 x 501.5mm	96457572	NO		
			12	1	Ø12 x 535.5mm	96457574	NO		
			13	1	Ø12 x 555.5mm	96457575	NO		
			14	1	Ø12 x 589.5mm	96457576	NO		
			15	1	Ø12 x 609.5mm	96457577	NO		
			16	1	Ø12 x 643.5mm	96457579	NO		
		55	Outer Sleeve		18	1	Ø12 x 697.5mm	96457581	NO
					20	1	Ø12 x 751.5mm	96457583	NO
	22			1	Ø12 x 805.5mm	96457585	NO		
	24			1	Ø12 x 859.5mm	96457586	NO		
	26			1	Ø12 x 906.5mm (50Hz.)	96457587	NO		
	29			1	Ø12 x 987.5mm (50Hz.)	96457588	NO		
	32			1	Ø12 x 1068.5mm (50Hz.)	96457589	NO		
	36			1	Ø12 x 1176.5mm (50Hz.)	96457590	NO		
	2			1	Ø138 x 44.6mm	96437865	NO		
	3			1	Ø138 x 71.6mm	96440013	NO		
	4			1	Ø138 x 98.6mm	96439999	NO		
	5			1	Ø138 x 125.6mm	96441512	NO		
	6			1	Ø138 x 152.6mm	96440000	NO		
	7			1	Ø138 x 179.6mm	96441515	NO		
	8			1	Ø138 x 206.6mm	96440001	NO		
	9			1	Ø138 x 233.6mm	96441518	NO		
	10			1	Ø138 x 260.6mm	96440002	NO		
	11			1	Ø138 x 287.6mm	96441519	NO		
	12	1	Ø138 x 314.6mm	96440003	NO				
	13	1	Ø138 x 341.6mm	96441522	NO				
	14	1	Ø138 x 368.6mm	96440004	NO				
	15	1	Ø138 x 395.6mm	96441523	NO				
	16	1	Ø138 x 422.6mm	96440005	NO				
	18	1	Ø138 x 476.6mm	96440006	NO				
	20	1	Ø138 x 530.6mm	96440007	NO				
	22	1	Ø138 x 584.6mm	96440008	NO				
	24	1	Ø138 x 638.6mm	96439652	NO				
	26	1	Ø138 x 692.6mm (50Hz.)	96440009	NO				
	29	1	Ø138 x 773.6mm (50Hz.)	96440011	NO				
	32	1	Ø138 x 854.6mm (50Hz.)	96440012	NO				
	36	1	Ø138 x 962.6mm (50Hz.)	96439653	NO				
56	Base Plate (Low) for PJE / Flexi-clamp Pos.6		2-36	1	Cast Iron	96438133	NO		
		B. P. (High) for Flexi-clamp w/ANSI/DIN/JIS Pos.6	2-36	1	Cast Iron	96438132	NO		
			Base Plate N (Low) for PJE / Flexi-clamp Pos.6	2-36	1	Cast Stainless	96437870	NO	
			B. P. N (High) for Flexi-clamp w/ANSI/DIN/JIS Pos.6	2-36	1	Cast Stainless	96437868	NO	
60	Stack Compression Spring		3/2-36	1	Ø136 x 3.5mm	96439662	NO		
64	Spacing Pipe		2-36	^^^	Ø15.85 x Ø12.85 x 26.03mm	410143	NO		
64a	Spacing Pipe (option for Graflon / Brz. Pos.4a)		3/2-36	^^^^	Ø15.85 x Ø12.85 x 13.0mm	96443611	Yes		
			3/2-36	^^^^	Use with TC Pos.47a, Ø15 x Ø12.7 x 15.0mm	410142	Yes		
64c	Clamp, Splined		3/2-36	1	Ø15 x Ø13.10 x Ø10.9 x 13mm	96439668	Yes		
64d	Spacing Pipe		2-36	^^^^^	Ø15 x Ø13.10 x Ø10.9 x 4.5mm	96440292	Yes		
64e	Spacing Pipe (Low NPSH option only)		2-36	2	Ø15 x Ø13.10 x Ø10.9 x 10.0mm	430022	NO		
64f	Spacing Pipe (Low NPSH option only)		2-36	1	Ø15 x Ø13.10 x Ø10.9 x 7.3mm	400233	NO		
64g	Spacing Pipe (de-staging option only)		2-36	1	Ø15 x Ø13.10 x Ø10.9 x 27.0mm	410062	NO		
65	Neck Ring Retainer		2-36	# stgs	Ø52.5 x Ø36.7 x 5.3mm	96436722	Yes		
66	Lock Washer Set for Shaft		2-36	1	Ø13.5 x Ø8.2 x 2.6mm	96417297	Yes		
66a	Washer for Staybolt		2-36	4	DIN 125A, Ø24 x Ø13 x 2.5mm, Delta Seal	96430377	NO		
67	Lock Nut for Shaft		2-36	1	13mm x M8	00ID2061	Yes		
69	Spacing Pipe		2-36	⊖	Ø15.85 x 12.85 x 2.0mm	96440295	NO		
69a	Spacing Pipe (de-staging option only)		2/1	1	Ø15.85 x 12.85 x 18.0mm	400258	NO		
76	Nameplate		2-36	1	304SS, 60 x 45mm	96439820	NO		
76a	Rivet for Nameplate		2-36	2	304SS, Ø3 x 5mm	96022882	NO		
77	Pump Head Cover for Motor Stool Pos.2		3/2-36	1	Cast Stainless	96436340	NO		
77a	Pump Head Cover for Back-to-Back & Tandem Seal		3/2-36	1	Cast Stainless	96456293	NO		
77a	Pump Head Cover for Cool Top® (option)		3/2-36	1	Cast Stainless	96456294	NO		

Due to part changes over time, all position numbers (1-203) may not be used.

This column indicates which pump model uses the spare part. If blank, the part is used in all models.

# Parts List & Kits CR15

## Parts List

Pos. No.	Part Description	Model	Stages	No. Used	Comments/Dimensions	Material Number	Included in Kits?
79	Disc / Plate for Cool Top®		3/2-36	■	Stainless	96456296	NO
100	Priming/Vent Plug O-ring		3/2-36	■	EPDM, ø16.3 x 2.4mm	00ID1288	Yes
			3/2-36	■	FKM, ø16.3 x 2.4mm	00ID2231	Yes
100a	Priming/Vent Plug O-ring (option)		3/2-36	■	FFKM, ø16.3 x 2.4mm	96428162	Yes
	Priming/Vent Plug O-ring (option)		3/2-36	■	FXM, ø16.3 x 2.4mm	96442869	Yes
102	O-ring for Pos.105b Back-to-Back		3/2-36	1	EPDM, ø18 x 2.5mm	00ID2041	Yes
			3/2-36	1	FKM, ø17.86 x 2.62mm	00ID2187	Yes
	O-ring for Pos. 105b Back-to-Back (option)		3/2-36	1	FFKM, ø17.86 x 2.62mm	96440281	NO
	O-ring for Pos. 105b Back-to-Back (option)		3/2-36	1	FXM, ø17.86 x 2.62mm	96472584	NO
103	Stationary Seal Ring for 105b Back-to-Back		3/2-36	1	TC, 12mm	980190	NO
	Stationary Seal Ring for 105b Back-to-Back (option)		3/2-36	1	SiC, 12mm	980746	Yes
104	Rotating Seal Ring for 105b Back-to-Back		3/2-36	1	TC, 12mm	980163	NO
	Rotating Seal Ring for 105b Back-to-Back (option)		3/2-36	1	SiC, 12mm	980733	Yes
105(b)	Shaft Seal HQBE		3/2-36	***	SiC, Carbon with resin-impregnated, EPDM	96441879	Yes
	Shaft Seal HQBV		3/2-36	***	SiC, Carbon with resin-impregnated, FKM	96441880	Yes
	Shaft Seal HQBK (option)		3/2-36	***	SiC, Carbon with resin-impregnated, FFKM	96489537	Yes
	Shaft Seal HQQE		3/2-36	***	SiC, SiC, EPDM	96441877	Yes
	Shaft Seal HQQV		3/2-36	***	SiC, SiC, FKM	96441878	Yes
	Shaft Seal HQQF (option)		3/2-36	***	SiC, SiC, FKM	96472620	Yes
	Shaft Seal HQQK (option)		3/2-36	***	SiC, SiC, FFKM	96464381	Yes
	Shaft Seal HUBE		3/2-36	***	TC, Carbon with resin-impregnated, EPDM	96441873	Yes
	Shaft Seal HUBV		3/2-36	***	TC, Carbon with resin-impregnated, FKM	96441874	Yes
	Shaft Seal HUBF (option)		3/2-36	***	TC, Carbon with resin-impregnated, FKM	96481464	Yes
	Shaft Seal HUBK (option)		3/2-36	***	TC, Carbon with resin-impregnated, FFKM	96481463	Yes
	Shaft Seal HUUE		3/2-36	***	TC, TC, EPDM	96441875	Yes
	Shaft Seal HUUV		3/2-36	***	TC, TC, FKM	96441876	Yes
	Shaft Seal HUUF (option)		3/2-36	***	TC, TC, FKM	96475542	Yes
	Shaft Seal HUUK (option)		3/2-36	***	TC, TC, FFKM	96467885	Yes
105b	Shaft Seal/inboard for Back-to-Back OQQE		3/2-36	1	SiC, SiC, EPDM	985200	Yes
	Shaft Seal/inboard for Back-to-Back OQQV		3/2-36	1	SiC, SiC, FKM	985760	Yes
	Shaft Seal/inboard for Back-to-Back OUUE		3/2-36	1	TC, TC, EPDM	985189	NO
	Shaft Seal/inboard for Back-to-Back OUVV		3/2-36	1	TC, TC, FKM	985190	NO
107	O-ring for Pos. 105b Back-to-Back		3/2-36	1	EPDM, ø11.5 x 4.3mm	00ID2040	Yes
			3/2-36	1	FKM, ø11.5 x 4.3mm	00ID2186	Yes
	O-ring for Pos. 105b Back-to-Back (option)		3/2-36	1	FFKM, ø11.5 x 4.3mm	96440282	NO
	O-ring for Pos. 105b Back-to-Back (option)		3/2-36	1	FXM, ø11.5 x 3.18mm	96472618	NO
108	Spring for Pos. 105b Back-to-Back		3/2-36	1	12mm	980195	Yes
109(a)	O-ring for Shaft Seal Pos. 105		3/2-36	1	EPDM, ø21.3 x 3.0mm	00ID1798	Yes
			3/2-36	1	FKM, ø21.2 x 3.0mm	00ID2339	Yes
109b	O-ring for Shaft Seal Pos. 105 (option)		3/2-36	1	FXM, ø22 x 2.75mm	96458111	Yes
	O-ring for Shaft Seal Pos. 105 (option)		3/2-36	1	FFKM, ø23.47 x 2.62mm	96464384	Yes
111	Seal Driver (small) for Pos. 105b Back-to-Back		3/2-36	1		980192	Yes
112	Seal Driver (large) for Pos. 105b Back-to-Back		3/2-36	1		980191	Yes
112a	Seal Drv threaded for 112, Pos. 105b Back-to-Back		3/2-36	1		400203	Yes
113	Set Screw for 112a, for Pos. 105b Back-to-Back		3/2-36	1	3mm x M5 x 6mm	00ID7392	Yes
117	Pipe for Air Vent (option)		3/2-36	1	R 1/2", 316 Stainless	330272	Yes
118	Automatic Air Vent (option)		3/2-36	1	Type AE50S 1/2" BSP, Stainless	96498508	Yes
146	Allen Bolt for 147/148, for Pos. 105b Back-to-Back		3/2-36	1	2.5mm x M3 x 5mm	96462639	Yes
147	Stationary Seal Retainer - Pos. 105b Back-to-Back		3/2-36	1	NV36, 316SS	96457354	NO
148	Seal Retainer Washer - Pos. 105b Back-to-Back		3/2-36	1	316SS, ø36.0 x ø21.6 x 5.0mm	96457355	NO
149	Connecting Pipe for Cool Top®		3/2-36	1	NV36, 316SS, FXM & EPDM	96460414	NO
			3/2-36	1	NV36, 316SS, FXM & FKM	96460415	NO
201	Flange		3/2-36	1	ANSI, DIN, JIS PN40/30K, Cast Iron	96439203	Yes
			3/2-36	1	ANSI, DIN, JIS PN40/30K, Stainless	96439492	Yes
203	Lock Ring for Flange		3/2-36	1	Stainless	96439718	Yes

Due to part changes over time, all position numbers (1-203) may not be used.

This column indicates which pump model uses the spare part. If blank, the part is used in all models.

### NOTES:

- ^^^ 2 to 7 stage= # of Stages less 2
- 8 to 12 stage= # of stages less 3
- 13 to 16 stage = # of stages less 4
- 18 to 22 stage = # of stages less 5
- 24 to 26 stage = # of stages less 6
- 29 to 32 stage = # of stages less 7
- 36 stage = # of stages less 8
- Exception to the above: Low NPSH model less 1 additional.
- ^^^ 2 to 7 stage= use 1
- 8 to 12 stage= use 2
- 13 to 16 stage = use 3
- 18 to 22 stage = use 4
- 24 to 26 stage= use 5
- 29 to 32 stage= use 6
- 36 stage= use 7
- ^^^^ 1 used only in pumps with the following amount of stage 2, 4, 6, 8, 10, 12, 14, 16, 20, 22, & 24.
- \* Standard use 1. Back-to-Back or Tandem pump version use 3
- \*\* Standard use 1. Back-to-Back or Tandem pump version use 3
- \*\*\* 1 used in Hxxx (Standard), 2 used in Pxxx (Tandem) pump version
- ⊖ Standard use 1. CR(I,N)5-2/1 replace with pos.69a
- # stgs- Use the number of stages in standard models, less one in de-staged and Low NPSH models.
- ◆◆ Standard use 2. Back-to-Back or Tandem pump version use 3
- Standard use 2. Back-to-Back or Tandem pump version use 6

Cool Top® is a registered trademark of Grundfos Pumps

### Key to Symbols

- KITS** ..... Recommended spare part
- ∅ ..... Diameter
- ANSI ..... American National Standards Institute
- CPL ..... Complete Assembly - these parts consist of more than one component
- EPDM ..... Ethylene Propylene (also known as EPR and EPT) - an elastic substance similar to rubber
- FFKM ..... Kalrez Elastomer made by Du Pont
- FKM ..... Fluoro Elastomer (generic for Viton)
- FXM ..... Fluoraz Elastomer made by Greene Tweed
- M ..... International standard thread size designation (thread diameter in mm)
- mm ..... Millimeter
- MG ..... Identifies Grundfos motor type/size
- N ..... Stainless
- NBR ..... Buna-N (also known as Nitrile) - an elastic substance similar to rubber
- NEMA ..... National Electric Manufacturers Association
- PTFE ..... Teflon
- SiC ..... Silicon Carbide
- TC ..... Tungsten Carbide
- UNC ..... Unified National Coarse - a standard for threads on bolts

## Spare Part Kits

Since certain pump parts can be expected to exhibit wear at the same time as related pump parts, they have been grouped into the following kits for your convenience. The numbers indicate the quantity of the part within each kit. Please order these kits using the kit material number at the top of the columns.

CR(I, N)5 SiC Bearing		Kit No. 96455096						
WEAR PARTS KIT 2-7		Kit No. 96455097						
WEAR PARTS KIT 8-12		Kit No. 96455098						
WEAR PARTS KIT 13-16		Kit No. 96455099						
WEAR PARTS KIT 17-22		Kit No. 96455101						
WEAR PARTS KIT 23-26		Kit No. 96455100						
WEAR PARTS KIT 27-36		Kit No. 96455100						
Pos. No.	Description	Material No.	Qty. Included in each Kit					
4a	Chamber N Cpl. w/Pos.45 & 65 & SiC Bearing	96437645	1	2	3	4	5	6
39	Gasket for Oval Flange, 95 x 55 x Ø35 x 2mm	400189	2	2	2	2	2	2
45	Neck Ring, Ø50.45 x Ø35 x .7mm, PTFE	96436720	6	10	13	18	21	30
47a	Bearing Ring/Spacer, SiC 150, 13mm	96437488	1	2	3	4	5	6
64a	Spacing Pipe, Ø15.85 x Ø12.85 x 13.0mm	96443611	1	2	3	4	5	6
64c	Clamp, Splined, Ø15 x Ø13.10 x Ø10.9 x 13mm	96439668	1	1	1	1	1	1
65	Neck Ring Retainer, N, Ø52.5 x Ø36.7 x 5.3mm	96436722	6	10	13	18	21	30
66	Lock Washer Set of 2, Ø13.5 x Ø8.2 x 2.6mm	96417297	1	1	1	1	1	1
67	Lock Nut, 13mm x M8	00ID2061	1	1	1	1	1	1

CR(I, N)5 Grafion Bearing		Kit No. 96460141						
WEAR PARTS KIT 2-7		Kit No. 96460142						
WEAR PARTS KIT 8-12		Kit No. 96455113						
WEAR PARTS KIT 13-16		Kit No. 96455114						
WEAR PARTS KIT 17-22		Kit No. 96460143						
WEAR PARTS KIT 23-26		Kit No. 96455115						
WEAR PARTS KIT 27-36		Kit No. 96455115						
Pos. No.	Description	Material No.	Qty. Included in each Kit					
4a	Chamber N Cpl. w/Pos.45 & 65 & Grafion Bearing	96440619	1	2	3	4	5	6
39	Gasket for Oval Flange, 95 x 55 x Ø35 x 2mm	400189	2	2	2	2	2	2
45	Neck Ring, Ø50.45 x Ø35 x .7mm, PTFE	96436720	6	10	13	18	21	30
47a	Bearing Ring/Spacer, TC, 11.0mm	410121	1	2	3	4	5	6
64a	Spacing Pipe, Ø15.85 x Ø12.85 x 15.0mm	00410142	1	2	3	4	5	6
64c	Clamp, Splined, Ø15 x Ø13.10 x Ø10.9 x 13mm	96439668	1	1	1	1	1	1
65	Neck Ring Retainer, N, Ø52.5 x Ø36.7 x 5.3mm	96436722	6	10	13	18	21	30
66	Lock Washer Set of 2, Ø13.5 x Ø8.2 x 2.6mm	96417297	1	1	1	1	1	1
67	Lock Nut, 13mm x M8	00ID2061	1	1	1	1	1	1

CR(I)5 Bronze Bearing		Kit No. 96455103						
WEAR PARTS KIT 2-7		Kit No. 96460106						
WEAR PARTS KIT 8-12		Kit No. 96455107						
WEAR PARTS KIT 13-16		Kit No. 96455108						
WEAR PARTS KIT 17-22		Kit No. 96460107						
WEAR PARTS KIT 23-26		Kit No. 96455109						
WEAR PARTS KIT 27-36		Kit No. 96455109						
Pos. No.	Description	Material No.	Qty. Included in each Kit					
4a	Chamber N Cpl. w/Pos.45 & 65 & Bronze Bearing	96440616	1	2	3	4	5	6
39	Gasket for Oval Flange, 95 x 55 x Ø35 x 2mm	400189	2	2	2	2	2	2
45	Neck Ring, Ø50.45 x Ø35 x .7mm, PTFE	96436720	6	10	13	18	21	30
47a	Bearing Ring/Spacer, TC, 11.0mm	410121	1	2	3	4	5	6
64a	Spacing Pipe, Ø15.85 x Ø12.85 x 15.0mm	00410142	1	2	3	4	5	6
64c	Clamp, Splined, Ø15 x Ø13.10 x Ø10.9 x 13mm	96439668	1	1	1	1	1	1
65	Neck Ring Retainer, N, Ø52.5 x Ø36.7 x 5.3mm	96436722	6	10	13	18	21	30
66	Lock Washer Set of 2, Ø13.5 x Ø8.2 x 2.6mm	96417297	1	1	1	1	1	1
67	Lock Nut, 13mm x M8	00ID2061	1	1	1	1	1	1

GASKET KIT (EPDM)		Kit No. 96455090						
GASKET KIT (FKM)		Kit No. 96455091						
GASKET KIT (FKM)		Kit No. 96463944						
GASKET KIT (FKM)		Kit No. 96533328						
GASKET KIT (EPDM)-Double Seal option.		Kit No. 96533362						
GASKET KIT (FKM)-Double Seal option.		Kit No. 96533363						
GASKET KIT (FKM)-Double Seal option.		Kit No. 96533364						
GASKET KIT (FKM, & EPDM)-Cool Top® option		Kit No. 96533329						
Pos. No.	Description	Material No.	Qty. Included in each Kit					
37	Sleeve O-ring, EPDM, Ø137.5 x 3.3mm	96438743	2			3		1
	Sleeve O-ring, FKM, Ø137.5 x 3.3mm	96438744		2			3	
37b	Sleeve O-ring, FFKM, Ø137.5 x 3.3mm	96458109		2				2
	Sleeve O-ring, FFKM, Ø136.12 x 3.53mm	96466718			2			3
38, 100(a)	Drain Plug O-ring, EPDM, Ø16.3 x 2.4mm	00ID1288	3			7		4
	Drain Plug O-ring, FKM, Ø16.3 x 2.4mm	00ID2231		3			7	
38, 100a	Drain Plug O-ring, FFKM, Ø16.3 x 2.4mm	96442869		3				3
	Drain Plug O-ring, FFKM, Ø16.3 x 2.4mm	96428162			3			7
109(a)	O-ring for Pos.105(b) & 149, EPDM, Ø21.3 x 3.0mm	00ID1798	1			1		
	O-ring for Pos.105(b) & 149, FKM, Ø21.2 x 3.0mm	00ID2339		1			1	
109b	O-ring for Pos.105(b) & 149, FFKM, Ø22.0 x 2.75mm	96458111			1			2
	O-ring for Pos.105(b) & 149, FFKM, Ø23.47 x 2.62mm	96464384			1			2

STACK KITS	
Model	Material No.
CR, CRI 5-2	96453575
CR, CRI 5-3	96453576
CR, CRI 5-4	96453577
CR, CRI 5-5	96453578
CR, CRI 5-6	96453579
CR, CRI 5-7	96453580
CR, CRI 5-8	96453581
CR, CRI 5-9	96453582
CR, CRI 5-10	96453583
CR, CRI 5-11	96453584
CR, CRI 5-12	96453585
CR, CRI 5-13	96453586
CR, CRI 5-14	96453587
CR, CRI 5-15	96453588
CR, CRI 5-16	96453589
CR, CRI 5-18	96453590
CR, CRI 5-20	96453591
CR, CRI 5-22	96453592
CR, CRI 5-24	96453593
*** CR, CRI 5-26	96453594
*** CR, CRI 5-29	96453595
*** CR, CRI 5-32	96453596
*** CR, CRI 5-36	96453597

\*\*\*For 50 Hz operation only.

# Spare Part Kits CR15

## Spare Part Kits (continued)

STANDARD SHAFT SEAL KIT, BALANCED CARTRIDGE (Maximum allowed working PSI is 435) (Tandem Seal option Pumps require 2 of each Seal Kit)		Kit No.							
		Kit No.							
		Kit No.							
		Kit No.							
		Kit No.							
		Kit No.							
		Kit No.							
		Kit No.							
		Kit No.							
Pos. No.	Description	Material No.	Qty. Included in each Kit						
105	HQBE	96441879	1						
	HQBV	96441880		1					
	HQQE	96441877			1				
	HQQV	96441878				1			
	HUBE	96441873					1		
	HUBV	96441874						1	
	HUUE	96441875							1
	HUUV	96441876							1
N/A	Grinding Device Tool for Emery Cloth	370711	1	1	1	1	1	1	1
N/A	Emery Cloth	370712	1	1	1	1	1	1	1

OPTIONAL SHAFT SEAL KIT, BALANCED CARTRIDGE (Maximum allowed working PSI is 435) (Tandem Seal option Pumps require 2 of each Seal Kit)		Kit No.							
		Kit No.							
		Kit No.							
		Kit No.							
		Kit No.							
		Kit No.							
		Kit No.							
Pos. No.	Description	Material No.	Qty. Included in each Kit						
105	HQBK	96489537	1						
	HQQF	96472620		1					
	HQQK	96498109			1				
	HUBF	96481464				1			
	HUBK	96481463					1		
	HUUF	96475542						1	
	HUUK	96498108							1
N/A	Grinding Device Tool for Emery Cloth	370711	1	1	1	1	1	1	1
N/A	Emery Cloth	370712	1	1	1	1	1	1	1

INBOARD SHAFT SEAL & Gasket KIT, Back-to-Back OQQE INBOARD SHAFT SEAL & Gasket KIT, Back-to-Back OQQV (An HQQX seal kit must also be used for a seal repair)		Kit No.							
		Kit No.							
Pos. No.	Description	Material No.	Qty. Included in each Kit						
37	Sleeve O-ring, EPDM, $\phi$ 137.5 x 3.3mm	96438743	3						
	Sleeve O-ring, FKM, $\phi$ 137.5 x 3.3mm	96438744		3					
38, 100(a)	Drain Plug O-ring, EPDM, $\phi$ 16.3 x 2.4mm	00ID1288	7						
	Drain Plug O-ring, FKM, $\phi$ 16.3 x 2.4mm	00ID2231		7					
102	O-ring, EPDM, $\phi$ 18 x 2.5mm	00ID2041	1						
	O-ring, FKM, $\phi$ 17.86 x 2.62mm	00ID2187		1					
103	Stationary Seal Ring, SiC, 12mm	980746	1						
104	Rotating Seal Ring, SiC, 12mm	980733	1	1					
107	O-ring, EPDM, $\phi$ 11.5 x 4.3mm	00ID2040	1						
	O-ring, FKM, $\phi$ 11.5 x 4.3mm	00ID2186		1					
108	Spring, 12mm	980195	1	1					
109a	O-ring, EPDM, $\phi$ 21.3 x 3.0mm	00ID1798	1						
	O-ring, FKM, $\phi$ 21.2 x 3.0mm	00ID2339		1					
111	Driver for pos.104	980192	1	1					
112	Driver for pos.111	980191	1	1					
112a	Driver for pos.112	400203	1	1					
113	Set Screw for pos.112a	00ID7392	2	2					
146	Allen Bolt for pos.147 & 148, 2.5mm x M3 x 5mm	96462639	3	3					

IEC COUPLING KIT		Kit No.							
		Kit No.							
		Kit No.							
		Kit No.							
		Kit No.							
Pos. No.	Description	Material No.	Qty. Included in each Kit						
9	Allen Screw, M6 x 20mm, Delta Seal	00ID7899	4						
	Allen Screw, M8 x 25mm, Delta Seal	00ID7900		4	4	4			
	Allen Screw, M10 x 25mm, Delta Seal	00ID7901						4	
10	Shaft Pin, $\phi$ 5 x 26mm, Stainless	310192	1	1	1	1		1	
10a	Coupling Half, F85, MG71, .37-.55kW. $\phi$ 14/ $\phi$ 12	410041	2						
	Coupling Half, F100, MG80, 75-1.1kW. $\phi$ 19/ $\phi$ 12	410043		2					
	Coupling Half, F115, MG 90, 1.5-2.2kW. $\phi$ 24/ $\phi$ 12	410045			2				
	Coupling Half, F130, MG100/112, 3-4 kW. $\phi$ 28/ $\phi$ 12	410047				2			
	Coupling Half, F265, MG132, 5.5-7.5kW. $\phi$ 38/ $\phi$ 12	410115						2	

**Spare Part Kits** (continued)

NEMA COUPLING KIT					
		ø15.8/ø12	Kit No.	415314	
		ø28.5/ø12	Kit No.	415315	
		ø34.9/ø12	Kit No.		96478700
Pos. No.	Description	Material No.	Qty. Included in each Kit		
9	Allen Screw, M6 x 20mm, Delta Seal	00ID7899	4		
	Allen Screw, M8 x 25mm, Delta Seal	00ID7900		4	4
	Allen Screw, M10 x 25mm, Delta Seal	00ID7901			
10	Shaft Pin, ø5 x 26mm, Stainless	310192	1	1	1
10a	Coupling Half, 56C, 1/3 - 2HP. ø15.8 / ø12	410108	2		
	Coupling Half, 182/184TC, 3-5HP. ø28.5/ø12	410109		2	
	Coupling Half, 213TC, 7.5-10HP. ø34.9/ø12	96472175			2

FLEXI FLANGE KIT FOR SMALL CR15, 1, 3, & 5					
		1-1/4" Threaded Cast Iron (232 PSI Max.)		Kit No.	96470781
Pos. No.	Description	Material No.	Qty. Included in each Kit		
12	Flange, Cast Iron, 1-1/4" - 11.5 NPT	96468335		2	
35	Hex Head Bolt, M10 x 70mm, Delta Seal	96447227		4	
36b	Nut, M10, 316SS w/Delta Seal	96438757		4	
39	Gasket, 95 x 55 x ø35 x 2mm, KLINGERSIL C4430	400189		2	

FLEXI FLANGE KIT FOR SMALL CR15, 1, 3, & 5					
		1-1/4" Threaded Stainless (232 PSI Max.)		Kit No.	96480851
Pos. No.	Description	Material No.	Qty. Included in each Kit		
12	Flange, Stainless, 1" - 11.5 NPT	96468337		2	
35	Hex Head Bolt, M10 x 60mm, A4, DIN931	96447228		4	
36b	Nut, M10, 316SS w/Delta Seal	96438757		4	
39	Gasket, 95 x 55 x ø35 x 2mm, KLINGERSIL C4430	400189		2	

FLEXI CLAMP FLANGE KIT FOR SMALL CR1(N)15, 1, 3, & 5					
		1-1/4" Stainless Flange		EPDM	Kit No.
		(Conversion max. allowable operating pressure 232)		FKM	Kit No.
					96480859
Pos. No.	Description	Material No.	Qty. Included in each Kit		
12a	Adapter Flg. for ANSI pos.201/Flexi Base (232 PSI)	96437818	2		2
35	Hex Head Bolt, M10 x 60mm, A4, DIN931	96447228	4		4
36b	Nut, M10, 316SS w/Delta Seal	96438757	4		4
39b	O-ring, EPDM, ø44.45 x 3.53mm	96407726	2		
	O-ring, FKM, ø44.45 x 3.53mm	96411713			2
201	Flange, ANSI, DIN, JIS PN40/30K, Stainless	96439492	2		2
203	Lock Ring, Stainless	96439718	2		2

FLEXI CLAMP KIT FOR SMALL CR15, 1, 3, & 5					
		1-1/4" Internal Threaded SS Pipe Stub (232 PSI Max.)		EPDM	Kit No.
				FKM	Kit No.
					96480857
Pos. No.	Description	Material No.	Qty. Included in each Kit		
12b	Stainless, Internal 1-1/4" -11.5 NPT	410279	2		2
12c	Clamp for Flexi Base & pos.12b	00ID7194	4		4
35b	Screw for Pos. 12c, M8 x 40mm - A2, RR DIN933	00ID7188	4		4
35c	Nut for Pos. 35b, M8, 304SS	00ID7187	4		4
39b	O-ring, EPDM, ø44.45 x 3.53mm	96407726	2		
	O-ring, FKM, ø44.45 x 3.53mm	96411713			2

# Spare Part Kits • Accessories **CR15**

## Spare Part Kits (continued)

<b>FLEXI CLAMP KIT FOR SMALL CR15, 1, 3, &amp; 5</b>		<b>EPDM</b>		<b>Kit No. 96480852</b>	
<i>2" External Threaded SS Pipe Stub ( 232 PSI Max.)</i>		<b>FKM</b>		<b>Kit No. 96480853</b>	
<b>Pos. No.</b>	<b>Description</b>	<b>Material No.</b>	<b>Qty. Included in each Kit</b>		
12b	Stainless, Internal 2" -11.5 NPT	96468338	2	2	
12c	Clamp for Flexi Base & pos.12b	00ID7194	4	4	
35b	Screw for Pos. 12c, M8 x 40mm - A2, RR DIN933	00ID7188	4	4	
35c	Nut for Pos. 35b, M8, 304SS	00ID7187	4	4	
39b	O-ring, EPDM, $\phi$ 44.45 x 3.53mm	96407726	2		
	O-ring, FKM, $\phi$ 44.45 x 3.53mm	96411713		2	

<b>AIR VENT FOR SMALL CR</b>		<b>Kit No. 91128708</b>	
<b>Pos. No.</b>	<b>Description</b>	<b>Material No.</b>	<b>Qty. Included in each Kit</b>
117	Pipe for Air Vent, R1/2" , 316SS	330272	1
118	Automatic Air Vent, Type AE50S 1/2" BSP, SS.	96498508	1

## Accessories

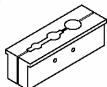
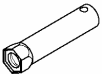
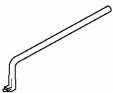

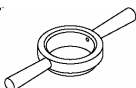
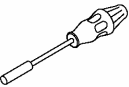
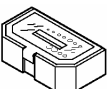

<b>ANSI COMPANION FLANGES FOR SMALL CR</b>		<b>Kit No. 91122260</b>	
<i>1-1/4" Threaded Cast Iron, 250 Lb. Class</i>		<b>Material No.</b>	<b>Qty. Included in each Kit</b>
N/A	Nut, HEX 5/8"-11 UNC, Grade 2	00ID1510	8
N/A	Plain Bolt, 5/8" x 2-1/2", Grade 2	00ID1920	8
N/A	Flange 1-1/4", Cast Iron	00ID3650	2
N/A	Gasket Full Face Flange, 1-1/4", 300#, Cut Ring	400201	2

<b>ANSI COMPANION FLANGES FOR SMALL CR</b>		<b>Kit No. 91129013</b>	
<i>1-1/4" Threaded Stainless, 300 Lb. Class</i>		<b>Material No.</b>	<b>Qty. Included in each Kit</b>
N/A	Nut, HEX 5/8"-11 UNC, 18-8SS	0ID00164	8
N/A	Bolt, HEX 5/8" x 2-3/4", UNC 18-8SS	00ID7241	8
N/A	Flange 1-1/4" Stainless, ANSI, DIN, JIS PN40/30K,	00ID7239	2
N/A	Gasket Full Face Flange, 1-1/4", 300#, Cut Ring	400201	2

<b>VICTAULIC TYPE COMPANION CONNECTIONS FOR SMALL CR1(N)</b>		<b>EPDM</b>		<b>Kit No. 4013010</b>	
		<b>FKM</b>		<b>Kit No. 0ID00118</b>	
<b>Pos. No.</b>	<b>Description</b>	<b>Material No.</b>	<b>Qty. Included in each Kit</b>		
N/A	Victaulic Type Coupling, 1-1/4", EPDM	0ID17810	2		
N/A	Victaulic Type Coupling, 1-1/4", 77 FKM	0ID00112		2	
N/A	1-1/4" Stainless NPT Nipple	4000011	2	2	


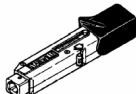
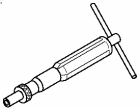




## Special Tools

Tools not generally available from normal sources.

Mat. No.	Description and Use	
00SV0040	<b>Shaft Holder for Dismantling/Assembly</b> Used to hold and protect the shaft during dismantling and assembly.	
00SV2007	<b>Tubular Box Spanner for Shaft Seal 36.1 mm</b> Used to install and remove the shaft seal. Fits a 1/2" drive ratchet.	
00SV0239	<b>Puller for Neck Ring</b> Used to remove the Neck Ring from Chamber.	
00SV2014	<b>Circlip Pliers for Flange Lock Ring</b> Used to remove the Lock Ring for the Flange.	
00SV2066	<b>Tool for Outer Sleeve</b> Used to press sleeve into base. (optional)	
00SV2011	<b>Bit Holder</b> Used with Bits Kit, 1/4"	
00SV2010	<b>Bits Kit</b> NV 5 mm for M6, 1/4" NV 6 mm for M8, 1/4" NV 8 mm for M10, 1/4"	
00SV2012	<b>Hexagon Socket Bit</b> Used for Shaft Seal NV 2.5 mm for M5, 1/4"	

## Standard Tools

In addition to being available from Grundfos, comparable tools can be purchased through normal sources.

Mat. No.	Description and Use	
00SV0083 00SV0055 00SV0056 00SV0054 00SV0122	<b>Wrenches</b> Used to tighten various nuts. NV 10 mm for M6 NV 13 mm for M8 NV 17 mm for M10 NV 19 mm for M12 NV 24 mm for M16	
00SV0292 00SV0269 00SV0400	<b>Torque Wrench</b> Used to torque various screws. 4-20 Nm, 9 x 12 20-100 Nm, 9 x 12 40-200 Nm, 14x18	
00SV0438	<b>Torque Screwdriver</b> Used to tighten various nuts. 1-6 Nm, 1/4"	
00SV0295	<b>Ratchet Spanner for all Adapters</b> 9 mm x 12 mm, 1/2"	
00SV0296 00SV0297 00SV0298	<b>Socket Spanner with Inside Hex</b> NV 5 mm for M6, 1/2" x 1/2" NV 6 mm for M8, 1/2" x 1/2" NV 8 mm for M10, 1/2" x 1/2"	
00SV0310 00SV0294 00SV0270 00SV0271 00SV0524	<b>Ring Spanner</b> NV 10 mm for M6 NV 13 mm for M8 NV 17 mm for M10 NV 19 mm for M12 NV 24 mm for M16	
00SV2013	<b>Socket Spanner</b> NV 13 mm for M8, 9 x 12	



L-CR-SM-037 | 05/04  
PRINTED IN USA

Subject to alterations.

**GRUNDFOS Pumps Corporation**  
17100 W. 118th Terrace  
Olathe, Kansas 66062  
Phone: 913.227.3400  
Fax: 913.227.3500  
[www.grundfos.com](http://www.grundfos.com)

**GRUNDFOS Canada, Inc.**  
2941 Brighton Road  
Oakville, Ontario L6H 6C9 Canada  
Phone: 905.829.9533  
Fax: 905.829.9512

**Bombas GRUNDFOS de Mexico S.A. de C.V.**  
Boulevard TLC No. 15  
Parque Industrial Stiva Aeropuerto  
Apodaca, N.L. Mexico 66600  
Phone: 52.81.8144.4000  
Fax: 52.81.8144.4010

**GRUNDFOS**