

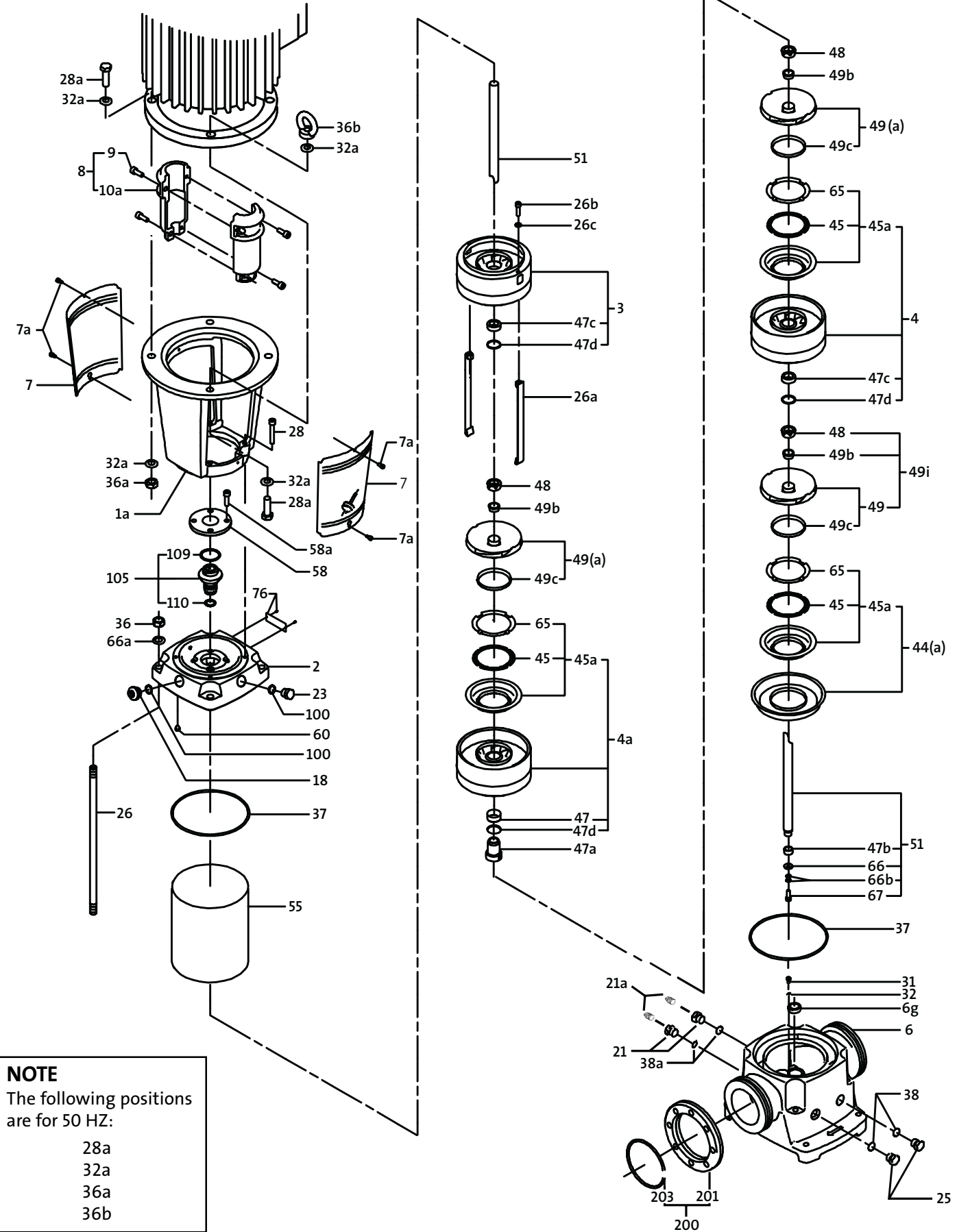
CR Series

CR32

Parts List & Kits

Contents

- Parts List
- Spare Part Kits
- Accessories
- Special Tools
- Standard Tools
- Tools for Torques



NOTE
 The following positions
 are for 50 HZ:

- 28a
- 32a
- 36a
- 36b

Parts List

Pos. No.	Part Description	Model	Stages	No. Used	Comments/Dimensions	Material No.	Included in Kits?
	Cool Top™ (option)****		1-1 to 11	1		290871	No
	Bearing Flange (option)		1-1 to 1	1	NEMA 182/184	350548	No
			1 to 3-2	1	NEMA 213/215	350549	No
			3 to 5	1	NEMA 254/256	370780	No
			5-2 to 11-2	1	NEMA 284/286	370781	No
			9-2 to 11-2	1	NEMA 324...365	370782	No
	IEC Bearing Flange		2-2 to 2	1	MG 100/112, F130	350546	No
			3-2 to 4	1	MG 132, F265	350547	No
			5-2 to 12	1	MG 160/180, F300	370777	No
			13-2 to 14	1	MG 200, F350	370778	No
				1	MG 225, F400	370779	No
1a	Motor Stool, LARCR		1-1 to 3-2	1	182TC-215TC, 3-10 HP	370103	No
			3 to 4	1	254/256TC, 15 HP	370303	No
			5-2 to 11-2	1	284/286TSC, 20-40 HP	370104	No
				1	324/326/364TSC, 50-60 HP	370140	No
	IEC Motor Stool, LARCR		1-1 to 1	1	1.5-2.2 kW	370076	No
			2-2 to 2	1	3.0-4.0 kW	370077	No
			3-2 to 4	1	5.5-7.5 kW	370078	No
			5-2 to 12	1	11.0-22.0 kW	370079	No
			13-2 to 14	1	30.0-37.0 kW	370080	No
				1	45.0 kW	370081	No
2	Pump Head		1-1 to 14	1	Cast Iron	290058	No
3	Top Chamber CPL.		1-1 to 14	1	Graflon® Sleeve Bushing	290083	No
	Top Chamber CPL. (option)		1-1 to 14	1	PTFE Sleeve Bushing	290820	No
4	Chamber CPL.		2-2 to 14	AAA	Graflon Sleeve Bushing	290385	No
	Chamber CPL. (option)		2-2 to 14	AAA	PTFE Sleeve Bushing and Neck Ring	290819	No
4a	Chamber CPL. w/Bearing		3-2 to 14	AAAA	Bronze Bearing Ring	290386	No
	Chamber CPL. w/Bearing (option)		3-2 to 14	AAAA	Graflon Bearing Ring	290817	No
	Chamber CPL. w/Bearing (option)		3-2 to 14	AAAA	SIC Bearing Ring/PTFE Neck Ring	290829	No
6	Base		1-1 to 14	1	Cast Iron	290003	No
6g	Stationary Bottom Bearing Ring for Base		1-1 to 14	1	Tungsten Carbide	370130	YES
7	Coupling Guard			2	182-215TC, 3-10 HP/1.5-7.5 kW	370178	No
				2	254-365TS, 15-60 HP/11.0-45 kW	370173	No
7a	Screw for Coupling Guard		1-1 to 14	4	M5 x 10mm	96406306	No
8	Coupling CPL. w/Pos. 9		1-1 to 1	1	182/184TC, 3-5 HP	370724	YES
			2-2 to 3-2	1	213/215TC, 7 1/2-10 HP	370725	YES
			3 to 11-2	1	254-286TSC, 15-40 HP	370715	YES
				1	324-365TS, 50-60 HP	370716	YES
	IEC Coupling CPL. w/Pos. 9		1-1 to 1	1	1.5-2.2 kW	370703	YES
			2-2 to 2	1	3.0-4.0 kW	370704	YES
			3-2 to 4	1	5.5-7.5 kW	370710	YES
			5-2 to 10	1	11.0-18.5 kW	370035	YES
			11-2 to 12	1	22.0 kW	370036	YES
			13-2 to 14	1	30.0-37.0 kW	370037	YES
9	Allen Screw		1-1 to 14	4	M10 x 25mm	00ID7901	YES
18	Priming/Vent Plug		1-1 to 14	1	G 1/2A	405150	No
21	Drain Plug		1-1 to 14	2	G 1/2A w/ 1/4" NPT	91120659	No
21a	Pipe Plug		1-1 to 14	2	1/4" NPT, SS SQHD	00ID7216	No
23 & 25	Drain Plug		1-1 to 14	3	G 1/2A	370025	No
26	Staybolt		1-1 to 1	4	M16 x 216mm	290246	No
			2-2 to 2	4	M16 x 286mm	290247	No
			3-2 to 3	4	M16 x 356mm	290248	No
			4-2 to 4	4	M16 x 426mm	290249	No
			5-2 to 5	4	M16 x 496mm	290250	No
			6-2 to 6	4	M16 x 566mm	290251	No
			7-2 to 7	4	M16 x 636mm	290252	No
			8-2 to 8	4	M16 x 706mm	290253	No
			9-2 to 9	4	M16 x 776mm	290254	No
			10-2 to 10	4	M16 x 846mm	290255	No
			11-2 to 11	4	M16 x 916mm	290256	No
			12-2 to 12	4	M16 x 986mm	290257	No
			13-2 to 13	4	M16 x 1056mm	290258	No
			14-2 to 14	4	M16 x 1126mm	290259	No

Due to part changes over time, all position numbers (1-203) may not be used.

This column indicates which pump model uses the spare part. If blank, the part is used in all models.

*20 HP, 575V motor has a 284 TSC; 40 HP, 575V motor has a 324 TSZ.

NOTE: Graflon® is a registered trademark of Morganite.

****Retro-fitting a Cool Top™ to a standard CR(N)32/CR(N)45 requires three stage longer shafts, stay bolts, along with option*** components.

Parts List

Pos. No.	Part Description	Model	Stages	No. Used	Comments/Dimensions	Material No.	Included in Kits?
26a	Strap		1-1 to 1	2	M8 x 79mm	290321	No
			2-2 to 2	2	M8 x 149mm	290322	No
			3-2 to 3	2	M8 x 219mm	290323	No
			4-2 to 4	2	M8 x 289mm	290324	No
			5-2 to 5	2	M8 x 359mm	290325	No
			6-2 to 6	2	M8 x 429mm	290326	No
			7-2 to 7	2	M8 x 499mm	290327	No
			8-2 to 8	2	M8 x 569mm	290328	No
			9-2 to 9	2	M8 x 639mm	290329	No
			10-2 to 10	2	M8 x 709mm	290330	No
			11-2 to 11	2	M8 x 779mm	290331	No
			12-2 to 12	2	M8 x 849mm	290332	No
			13-2 to 13	2	M8 x 919mm	290333	No
			14-2 to 14	2	M8 x 989mm	290334	No
26b	Allen Screw for Strap		1-1 to 14	2	M8 x 30mm	96406258	No
26c	Washer for Strap		1-1 to 14	2	Ø16 / Ø8.4 x 1.6mm	00ID3284	No
28	Allen Screw for Pump Head		1-1 to 14	4	M10 x 50mm	96406305	No
28a	Motor Bolt		1-1 to 11-2	4	1/2" x 13 UNC, 3-40 HP	96026055	No
				4	5/8" x 11 UNC, 50-60 HP	96026056	No
	IEC Motor Bolt		1-1 to 2	4	M8 x 20mm, 1.5-4.0 kW	00ID8024	No
			3-2 to 4	4	M12 x 40mm, 5.5-7.5 kW	00ID7913	No
			5-2 to 14	4	M16 x 45mm, 11.0-45.0 kW	00ID7905	No
31	Allen Screw for Pos. 6g		1-1 to 14	1	M6 x 10mm	96406261	YES
32	Washer for Pos. 31		1-1 to 14	1	Ø12.5 / Ø6.4 x 1.6mm	00ID3819	YES
32a	Washer for IEC Pos.28a & 36a (b)		1-1 to 4	8	Ø24/ Ø13 x 2.5mm	96430377	No
			5-2 to 14	8	Ø30/ Ø17 x 1.6mm	96430378	No
36	Staybolt Nut		1-1 to 14	4	Delta Seal, CS M16	00ID7908	No
36a	Nut for IEC Pos. 28a		3-2 to 4	2	M12, 5.5-7.5 kW	00ID7917	No
			5-2 to 14	2	M16, 11.0-45.0 kW	00ID7908	No
36b	Eye Nut for IEC Pos. 28a		1-1 to 4	2	M12, 5.5-7.5 kW	96428759	No
			5-2 to 14	2	M16, 11.0-45.0 kW	96428760	No
37	Sleeve O-ring		1-1 to 14	2	EPDM, Ø197x4mm	96408403	YES
			1-1 to 14	2	FKM, Ø197x4mm	96408405	YES
	Sleeve O-ring (option)		1-1 to 14	2	FKM/PTFE, Ø197x4mm	96428155	No
	Sleeve O-ring (option***)		1-1 to 14	2	FKM, Ø197x4mm	96442837	No
38 & 38a	Drain Plug O-ring		1-1 to 14	4	EPDM, Ø16.3 x 2.4mm	00ID1288	YES
			1-1 to 14	4	FKM, Ø16.3 x 2.4mm	00ID2231	YES
	Drain Plug O-ring (option)		1-1 to 14	4	NBR, Ø16.3 x 2.4mm	00ID7035	No
	Drain Plug O-ring (option)		1-1 to 14	4	FFKM, Ø16.3 x 2.4mm	96428162	No
	Drain Plug O-ring (option***)		1-1 to 14	2	FKM, Ø16.3 x 2.4mm	96442869	No
44	Inlet Base Interface CPL.		1-1 to 14	1	ACOFLO 215 Neck Ring	290387	No
	Inlet Base Interface CPL. (option)		1-1 to 14	1	PTFE Neck Ring	290824	No
44a	Inlet Base Interface CPL. (Low NPSH option)		1-1 to 14	1	ACOFLO 215 Neck Ring	290885	No
45	Neck Ring		1-1 to 14	# stg.	ACOFLO 215	290091	YES
	Neck Ring (option)		1-1 to 14	# stg.	PTFE	290051	No
45a	Neck Ring CPL.		1-1 to 14	# stg.	ACOFLO 215 Neck Ring	290110	No
45b	Neck Ring CPL. (Low NPSH)		1-1 to 14	# stg.	ACOFLO 215 Neck Ring	350092	No
47	Chamber Bearing Ring		3-2 to 14	AAAA	Bronze, 30mm	370023	YES
	Chamber Bearing Ring (option)		3-2 to 14	AAAA	Graflon, 30mm	370214	YES
	Chamber Bearing Ring (option)		3-2 to 14	AAAA	SIC, 30mm	370096	No
47a	Intermediate Bearing with Driver		3-2 to 14	AAAA	Tungsten Carbide	290065	YES
47b	Bottom Bearing for Shaft		1-1 to 14	1	Tungsten Carbide	370069	YES
47c	Chamber Sleeve Bushing		1-1 to 14	AAAA	Graflon, Ø22mm	370024	YES
	Chamber Sleeve Bushing (option)		1-1 to 14	AAAA	PTFE, Ø22mm	370094	No
47d & 47e	Lock Ring for Bearing Ring/Sleeve Bushing		1-1 to 14	AAAA		370213	YES
48	Split Cone Nut		1-1 to 14	# stg.	M30, Delta Seal	370098	No
49	Impeller Full Diameter w/Pos. 49c		1 to 14	# stg. ●●●		290045	No
49a	Impeller Reduced Diameter w/Pos. 49c		1-1 to 14-2	●●●		290113	No
49b	Split Cone		1-1 to 14	# stg.		370019	No
49c	Wear Ring for Impeller		1-1 to 14	# stg.		290049	YES
49i	Impeller Low NPSH w/Pos. 48, 49b,c		1-1 to 14-2	1		290873	No
51	Shaft CPL. (Includes Pos. 47b, 66, 66b, 67)		1-1 to 1	1	Ø22 x 320mm	290171	No
			2-2 to 2	1	Ø22 x 390mm	290172	No
			3-2 to 3	1	Ø22 x 460mm	290173	No
			4-2 to 4	1	Ø22 x 530mm	290174	No

(continued)

Due to part changes over time, all position numbers (1-203) may not be used.

This column indicates which pump model uses the spare part. If blank, the part is used in all models.

(option***). These components are used in the lower / hot section of Cool Top™ equipped pumps.

Parts List

Pos. No.	Part Description	Model	Stages	No. Used	Comments/Dimensions	Material No.	Included in Kits?		
51	Shaft CPL. (continued)		5-2 to 5	1	Ø22 x 600mm	290175	No		
			6-2 to 6	1	Ø22 x 670mm	290176	No		
			7-2 to 7	1	Ø22 x 740mm	290177	No		
			8-2 to 8	1	Ø22 x 810mm	290178	No		
			9-2 to 9	1	Ø22 x 880mm	290179	No		
			10-2 to 10	1	Ø22 x 950mm	290180	No		
			11-2 to 11	1	Ø22 x 1020mm	290181	No		
			12-2 to 12	1	Ø22 x 1090mm	290182	No		
			13-2 to 13	1	Ø22 x 1160mm	290183	No		
			14-2 to 14	1	Ø22 x 1230mm	290184	No		
		55	Outer Sleeve		1-1 to 1	1	95.5mm	290201	No
					2-2 to 2	1	165.5mm	290202	No
					3-2 to 3	1	235.5mm	290203	No
					4-2 to 4	1	305.5mm	290204	No
	5-2 to 5			1	375.5mm	290205	No		
	6-2 to 6			1	445.5mm	290528	No		
	7-2 to 7			1	515.5mm	290522	No		
	8-2 to 8			1	585.5mm	290208	No		
	9-2 to 9			1	655.5mm	290209	No		
	10-2 to 10			1	725.5mm	290210	No		
	11-2 to 11			1	795.5mm	290211	No		
	12-2 to 12			1	865.5mm	290212	No		
	13-2 to 13			1	935.5mm	290213	No		
	14-2 to 14			1	1005.5mm	290214	No		
58	Seal Carrier		1-1 to 14	1		980927	No		
58a	Allen Screw		1-1 to 14	4	M10 x 25mm	96406407	No		
60	Stack Compression Spring		1-1 to 14	4	EPDM	370175	YES		
			1-1 to 14	4	FKM	370209	YES		
			1-1 to 14	4	PTFE	370796	No		
			Stack Compression Spring (option***)						
65	Neck Ring Retainer		1-1 to 14	# stg.		290059	YES		
66	Washer for Shaft Bearing, Pos. 47b		1-1 to 14	1		370212	YES		
66a	Washer for Staybolt		1-1 to 14	4	Ø30/Ø17x3mm	96430378	No		
66b	Lock Washer for Shaft Bearing		1-1 to 14	2		96417297	YES		
67	Allen Screw for Shaft Bearing		1-1 to 14	1	M8 x 16mm	96406259	YES		
76	Name Plate		1-1 to 14	1		981417	No		
76a	Rivet for Name Plate		1-1 to 14	2	304 SS, 3 x 5mm	96022882	No		
100	Drain Plug O-ring		1-1 to 14	2	EPDM, Ø16.3 x 2.4mm	00ID1288	YES		
			1-1 to 14	2	FKM, Ø16.3 x 2.4mm	00ID2231	YES		
			1-1 to 14	2	NBR, Ø16.3 x 2.4mm	00ID7035	No		
			1-1 to 14	2	FFKM, Ø16.3 x 2.4mm	96428162	No		
			1-1 to 14	2	FXM, Ø16.3 x 2.4mm	96442869	No		
			Shaft Seal EUHE	**	1	EPDM	985918	YES	
			Shaft Seal EUHV	**	1	FKM	985919	YES	
			Shaft Seal EUBE	**	1	EPDM	985920	YES	
			Shaft Seal EUBV	**	1	FKM	985921	YES	
			Shaft Seal EUUE	**	1	EPDM	985922	YES	
			Shaft Seal EUUV	**	1	FKM	985923	YES	
			Shaft Seal HUBE	****	1	EPDM	985927	YES	
			Shaft Seal HUBV	****	1	FKM	985928	YES	
			Shaft Seal HUUE	****	1	EPDM	985940	YES	
	Shaft Seal HUUV	****	1	FKM	985941	YES			
	Shaft Seal HUUK (option)	****	1	FFKM	985952	No			
	Shaft Seal HQQE (option)	****	1	SIC/SIC, EPDM	985950	No			
	Shaft Seal HQQV (option)	****	1	SIC/SIC, FKM	985951	No			
	Shaft Seal HQQV (corrosives option)	****	1	SIC/SIC, Hasteloy Spring, FKM	96467223	No			
	Shaft Seal HQQK (option)	****	1	SIC/SIC, FFKM	985953	No			
	Shaft Seal EUUK (option)	**	1	FFKM	985932	No			
	Shaft Seal EUUP (option)	**	1	NBR	985936	No			
	Shaft Seal EUBP (option)	**	1	NBR	985937	No			
	Flush Housing & Shaft Seal QUBE (option)	**	1	EPDM	985939	No			
	Shaft Seal EQQE (option)	**	1	SIC/SIC, EPDM	985934	No			
	Shaft Seal EQQV (option)	**	1	SIC/SIC, FKM	985935	No			
	Shaft Seal EQQK (option) (continued)	**	1	SIC/SIC, FFKM	985948	No			

Due to part changes over time, all position numbers (1-203) may not be used. This column indicates which pump model uses the spare part. If blank, the part is used in all models.

** 8 stage or less – 60 Hz, 12 stage or less – 50 Hz
 **** 9 stage and up – 60 Hz, 13 stage and up – 50 Hz
 (option***) These components are used in the lower / hot section of Cool Top™ equipped pumps.

Parts List

Pos. No.	Part Description	Model	Stages	No. Used	Comments/Dimensions	Material No.	Included in Kits?
105	Shaft Seal KUHE (option) (continued)		1-1 to 14	1	EPDM	985942	YES
			1-1 to 14	1	FKM	985943	YES
			1-1 to 14	1	EPDM	985944	YES
			1-1 to 14	1	FKM	985945	YES
			1-1 to 14	1	EPDM	985946	YES
			1-1 to 14	1	FKM	985947	YES
			1-1 to 14	1	EPDM, Ø44.45 x 3.53mm	96407726	YES
109	Large O-ring for Seal		1-1 to 14	1	FKM, Ø44.45 x 3.53mm	96411713	YES
109a & b	Connecting Pipe O-ring for Cool Top™		1-1 to 11	2	FXM, Ø44.45 x 3.53mm	96442849	No
110	O-ring for Seal		1-1 to 14	1	EPDM, Ø21.2 x 3.55mm	96407724	YES
			1-1 to 14	1	FKM, Ø21.2 x 3.55mm	96411711	YES
201	Flange			2	ANSI B16.5, Class 150 - 2.5"	290026	No
				2	ANSI B16.5, Class 300 - 2.5"	290027	No
				2	ANSI B16.5, Class 150 - 3"	290011	No
				2	ANSI B16.5, Class 300 - 3"	290012	No
203	Lock Ring for Flange		1-1 to 14	2	Ø6/Ø108mm	290030	No

Due to part changes over time, all position numbers (1-203) may not be used. This column indicates which pump model uses the spare part. If blank, the part is used in all models.

NOTES:
 ** 8 stage or less – 60 Hz, 12 stage or less – 50 Hz
 **** 9 stage and up – 60 Hz, 13 stage and up – 50 Hz.
 For working pressure over 360 PSI with inlet pressure not exceeding recommended maximum. Seal maximum working PSI is 580.
 ^^^ 1 stage, 0 per unit
 2 to 3 stage, 1 per unit
 4 to 7 stage, # of stages less 2
 8 to 14 stage, # of stages less 3
 ^^^^ 1 to 2 stage, 0 per unit
 3 to 7 stage, 1 per unit
 8 to 14 stage, 2 per unit
 ^^^^^ Same as ^^^ plus 1
 ●●● In pump models with a - after the # of stages, the - # indicates the number of reduced impellers.
Example: CR32-6-2 (has 4 full size impellers, 2 reduced size impellers)

Key to Symbols

- KITS** Recommended spare part
- Ø Diameter
- ANSI** American National Standards Institute
- CPL** Complete Assembly – these parts consist of more than one component
- EPDM** Ethylene Propylene (also known as EPR and EPT) – an elastic substance similar to rubber
- FFKM** Kalrez Elastomer made by DuPont®
- FKM** Fluoro Elastomer (generic for Viton®)
- FXM** Fluoraz Elastomer made by Greene Tweed
- M** International standard thread size designation (thread diameter in mm)
- mm** Millimeter
- MG** Identifies Grundfos motor type/size
- N** Stainless
- NBR** Buna - N (also known as Nitrile) – an elastic substance similar to rubber
- NEMA** National Electrical Manufacturers Association
- PTFE** Teflon®
- UNC** Unified National Coarse – a standard for threads on bolts

Spare Part Kits

Since certain pump parts can be expected to exhibit wear at the same time as related pump parts, they have been grouped into the following kits for your convenience. The numbers indicate the quantity of the part within each kit. Please order these kits using the kit material number at the top of the columns.

BOTTOM BEARING KIT 1-14				Kit No.	96416580
Pos. No.	Description	Material No.	Qty. Included in each Kit		
6g	Stationary Bottom Bearing Ring for Base	370130	1		
31	Allen Screw for Pos. 6g, M6 x 10mm	96406261	1		
32	Washer for Pos. 31, 12.5/ 6.4 x 1.6	00ID3819	1		
47b	Bottom Bearing for Shaft, Tungsten Carbide	370069	1		
66	Washer for Shaft Bearing, Pos. 47b	370212	1		
66b	Lock Washer for Shaft Bearing	96417297	1		
67	Allen Screw for Shaft Bearing	96406259	1		
D	Puller for Bottom Bearing, 6g	005V0002	1		
E	Allen Screw for Puller D, M8 x 50mm	00ID6595	1		
H	Distance Tool for Shaft Seal	985924	1		

BEARING KIT 3-7				Kit No.	96416574
BEARING KIT 8-14				Kit No.	96416576
Pos. No.	Description	Material No.	Qty. Included in each Kit		
47a	Intermediate Bearing with Driver	290065	1	2	
H	Distance tool for Shaft Seal	985924	1	1	

WEAR PARTS KIT 1-2				Kit No.	96416728
WEAR PARTS KIT 3-7				Kit No.	96416729
WEAR PARTS KIT 8-11				Kit No.	96416730
WEAR PARTS KIT 12-14				Kit No.	96416731
Pos. No.	Description	Material No.	Qty. Included in each Kit		
45	Neck Ring	290091	2	7	14
47	Chamber Bearing Ring, Bronze, 30mm	370023	1	2	2
47	Chamber Bearing Ring, Graflon, 30mm	370214	1	2	2
47c	Chamber Sleeve Bushing, Graflon, 22mm	370024	2	6	12
47d	Lock Ring for Bearing Ring/Sleeve Bushing	370213	2	7	14
49c	Wear Ring for Impeller	290049	2	7	14
65	Neck Ring Retainer	290059	2	7	14
H	Distance Tool for Shaft Seal	985924	1	1	1

GASKET KIT (EPDM)				Kit No.	96416597
GASKET KIT (FKM)				Kit No.	96416598
Pos. No.	Description	Material No.	Qty. Included in each Kit		
37	Sleeve O-ring, 197x4	96408403	2		
		96408405		2	
38(a), 100	Drain Plug O-ring, 16.3 x 2.4	00ID1288	6		
		00ID2231		6	
60	Stack Compression Spring	370175	4		
		370209		4	
109	Large O-ring for Seal Pos.105, 44.45x3.53	96407726	1		
		96411713		1	
110	O-ring for Seal Pos.105 to Shaft, 21.2x3.55	96407724	1		
		96411711		1	
H	Distance Tool for Shaft Seal	985924	1	1	

SHAFT SEAL KIT, CARTRIDGE WITH O-RING				Kit No.	96416582
60 Hz = 1-8 stg. 50 Hz = 1-12 stg.				Kit No.	96416583
				Kit No.	96416584
				Kit No.	96416586
				Kit No.	96416587
				Kit No.	96417021
				Kit No.	96417022
				Kit No.	96436727
				Kit No.	96436728
Pos. No.	Description	Material No.	Qty. Included in each Kit		
105	EUHE	985918	1		
	EUHV	985919		1	
	EUBE	985920			1
	EUIE	985922			1
	EUIV	985923			1
	HUBE	985927			1
	HUBV	985928			1
	HUUE	985940			1
	HUUV	985941			1
H	Distance Tool for Shaft Seal	985924	1	1	1
N/A	Grinding Device Tool for Emery Cloth	370711	1	1	1
N/A	Emery Cloth	370712	1	1	1

SHAFT SEAL METAL BELLOWS				Kit No.	96494662
Working pressure up to 430 PSI				Kit No.	96494663
(For working pressure over 430 PSI, use Hxxx balanced seal as noted above)				Kit No.	96494664
				Kit No.	96494665
				Kit No.	96494666
				Kit No.	96494667
Pos. No.	Description	Material No.	Qty. Included in each Kit		
105	KUHE	985942	1		
	KUHV	985943		1	
	KUBE	985944			1
	KUBV	985945			1
	KUIE	985946			1
	KUIV	985947			1
H	Distance Tool for Shaft Seal	985924	1	1	1
N/A	Grinding Device Tool for Emery Cloth	370711	1	1	1
N/A	Emery Cloth	370712	1	1	1

Spare Part Kits (continued)

IEC COUPLING KIT				24/22	Kit No.	96416589
				28/22	Kit No.	96416590
				38/22	Kit No.	96416591
				42/22	Kit No.	96416592
				48/22	Kit No.	96416593
				55/22	Kit No.	96416594
Pos. No.	Description	Material No.	Qty. Included in each Kit			
8	Coupling CPL w/Pos. 9, 1.5-2.2 kW	370703	1			
	Coupling CPL w/Pos. 9, 3.0-4.0 kW	370704		1		
	Coupling CPL w/Pos. 9, 5.5-7.5 kW	370710			1	
	Coupling CPL w/Pos. 9, 11.0-18.5 kW	370035				1
	Coupling CPL w/Pos. 9, 22 kW	370036				1
	Coupling CPL w/Pos. 9, 30.0-37.0 kW	370037				1
H	Distance Tool for Shaft Seal	985924	1	1	1	1

NEMA COUPLING KIT				28.6/22	Kit No.	96417000
				34.9/22	Kit No.	96417001
				41.2/22	Kit No.	96417004
				47.6/22	Kit No.	96417020
Pos. No.	Description	Material No.	Qty. Included in each Kit			
8	Coupling CPL w/Pos. 9, 182/184TC, 3-5 HP	370724	1			
	Coupling CPL w/Pos. 9, 213/215TC, 7 1/2-10 HP	370725		1		
	Coupling CPL w/Pos. 9, 254-286TSC, 15-40 HP	370715			1	
	Coupling CPL w/Pos. 9, 324-365TS, 50-60 HP	370716				1
H	Distance Tool for Shaft Seal	985924	1	1	1	1

Accessories

ANSI COMPANION FLANGES FOR LARGE CF				Kit No.	559601
2 1/2" Threaded Cast Iron, 125 Lb. Class, CR32-1-1 to CR32-5					
Pos. No.	Description	Material No.	Qty. Included in each Kit		
N/A	Nut, HEX 5/8"-11 UNC, Grade 2	00ID1510	8		
N/A	Plain Bolt, 5/8" x 2-1/2", Grade 2	00ID1920	8		
N/A	Flange, Cast Iron, 2 1/2"	00ID1924	2		
N/A	Gasket Full Face Flange, 2 1/2", 150#	550097	2		

ANSI COMPANION FLANGES FOR LARGE CR				Kit No.	345050
2 1/2" Threaded Cast Iron, 250 Lb. Class, CR32-6 to CR32-11-2					
Pos. No.	Description	Material No.	Qty. Included in each Kit		
N/A	Flange, Cast Iron, 2 1/2"	00ID2744	2		
N/A	Hex Bolt, 3/4" x 3", 10 UNC	0ID00234	16		
N/A	Nut, 3/4"	00ID2746	16		
N/A	Gasket 2 1/2", 250#	00ID2748	2		

ANSI COMPANION FLANGES FOR LARGE CR				Kit No.	91121951
2 1/2" Threaded Stainless, 150 Lb. Class, CR(N)32-1-1 to CR(N)32-5					
Pos. No.	Description	Material No.	Qty. Included in each Kit		
N/A	Nut HEX 5/8"-11 UNC, 18-8 SS	0ID00164	8		
N/A	HEX Screw, 5/8" x 2 3/4", 11 UNC, 18-8 SS	00ID7241	8		
N/A	Flange, Stainless Steel, 2 1/2"	91121942	2		
N/A	Gasket Full Face Flange, 2 1/2", 150#	550097	2		

ANSI COMPANION FLANGES FOR LARGE CR				Kit No.	0ID00138
2 1/2" Threaded 316 SS, 300 Lb. Class, CR(N)32-6 to CR(N)32-11-2					
Pos. No.	Description	Material No.	Qty. Included in each Kit		
N/A	Hex Screw, 3/4" x 3 1/4" - 10 UNC, 18-8 SS	0ID00144	16		
N/A	Nut, HEX 3/4" - 10 UNC, 18-8 SS	0ID00154	16		
N/A	Flange, 316 Stainless Steel 2 1/2" NPT	0ID00255	2		
N/A	Gasket, 2 1/2", 250#	00ID2748	2		







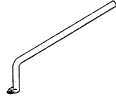



NOTE: Base Adapter Kits are also available.				Kit No.	290843	290844
(Adapts the bases of CR(N)30 to CR(N)32)						
Pos. No.	Description	Qty. Included in each Kit				
N/A	CR30 to CR32 Base Adapter Kit 195mm	1				
N/A	CR30 to CR32 Base Adapter Kit 220mm		1			

STACK KITS	
Model	Material Number
CR32-1-1	96416273
CR32-1	96416274
CR32-2-2	96416905
CR32-2-1	96416275
CR32-2	96416276
CR32-3-2	96416906
CR32-3	96416277
CR32-4-2	96416907
CR32-4	96416278
CR32-5-2	96416908
CR32-5	96416279
CR32-6-2	96416909
CR32-6	96416280
CR32-7-2	96416910
CR32-7	96416281
CR32-8-2	96416911
CR32-8	96416282
CR32-9-2	96416912
CR32-9	96416283
CR32-10-2	96416913
CR32-10	96416284
CR32-11-2	96416914
CR32-11	96416285
CR32-12-2	96416915
CR32-12	96416286
CR32-13-2	96416916
CR32-13	96416287
CR32-14-2	96416917
CR32-14	96416288

*For 50 Hz operation only.
NOTE: Stack Kits do not include seal, bottom bearing, or gasket kits, which must be ordered separately.

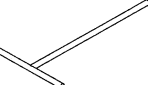



SPECIAL TOOLS

Tools not generally available from normal sources.

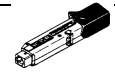



MATERIAL NO.	DESCRIPTION AND USE	
00SV0003	Holder with Pin for Dismantling and Assembly	
00SV0015	Punch for Pos. 6g, 47, 47c, 47d, 47e	
00SV0043 00SV0044 00SV0045 00SV0046	Holder for Wear Ring, Pos. 49c CR(N) 32 CR(N) 45 CR(N) 64 CR(N) 90	
00SV0002	Puller for Bottom Bearing, Pos. 6g	
00ID6595	Hexagon Socket Head Screw for Puller	
00SV0025 00SV0027 00SV0028 00SV0029	Punch for Fitting of Neck Ring/Retainer, Pos. 45a - 65 CR(N) 32 CR(N) 45 CR(N) 64 CR(N) 90	
00SV0239	Puller for Wear Ring, Pos. 49c	
985924	Forked Distance Piece for Shaft Seal	
00SV0004	Key for Split Cone Nut	
00SV0047	Pliers for Lock Ring	

STANDARD TOOLS

In addition to being available from Grundfos, comparable tools can be purchased through normal sources.

MATERIAL NO.	DESCRIPTION AND USE	
00SV0153 00SV0124 00SV0050 00SV0051	Tee Key for Puller, Pos.: 105-(113) 31 26b-67 9-58a	
00SV0055 00SV0054 00SV0096	Key for Hexagon Socket Head Screws, Pos.: 28-58a 28a 28a	
00SV0055 00SV0054 00SV0122 00SV0031	Ring/Open-End Spanner for Pos.: 28a 28a-36a 28a-36-36a 21-23-25	
00SV0031	Hook Spanner (adjustable)	

TOOLS FOR TORQUES

MATERIAL NO.	DESCRIPTION AND USE	
00SV0292 00SV0269	Torque Wrench	
00SV0091 00SV0267 00SV0092 00SV0092	Socket Spanner, Pos.: 28a 28a-36a 28a-36-36a 21-23-25	
00SV0296 00SV0297 00SV0298 00SV0094 00SV0093	Socket Driver for Hexagon Socket Head Screws, Pos.: 31 26b-67-E 9-28-58a 28a	
00SV0295	Ratchet Insert Tool for Socket Spanner, Pos.: S	
00SV0403	Tap for Key for Split Cone Nut	